

Making Information Management and MEL work at a global level

Charles Guedenet, Senior Technical Advisor for MEL

Sharon Lang'at, Data Management and Learning Specialist



Outline

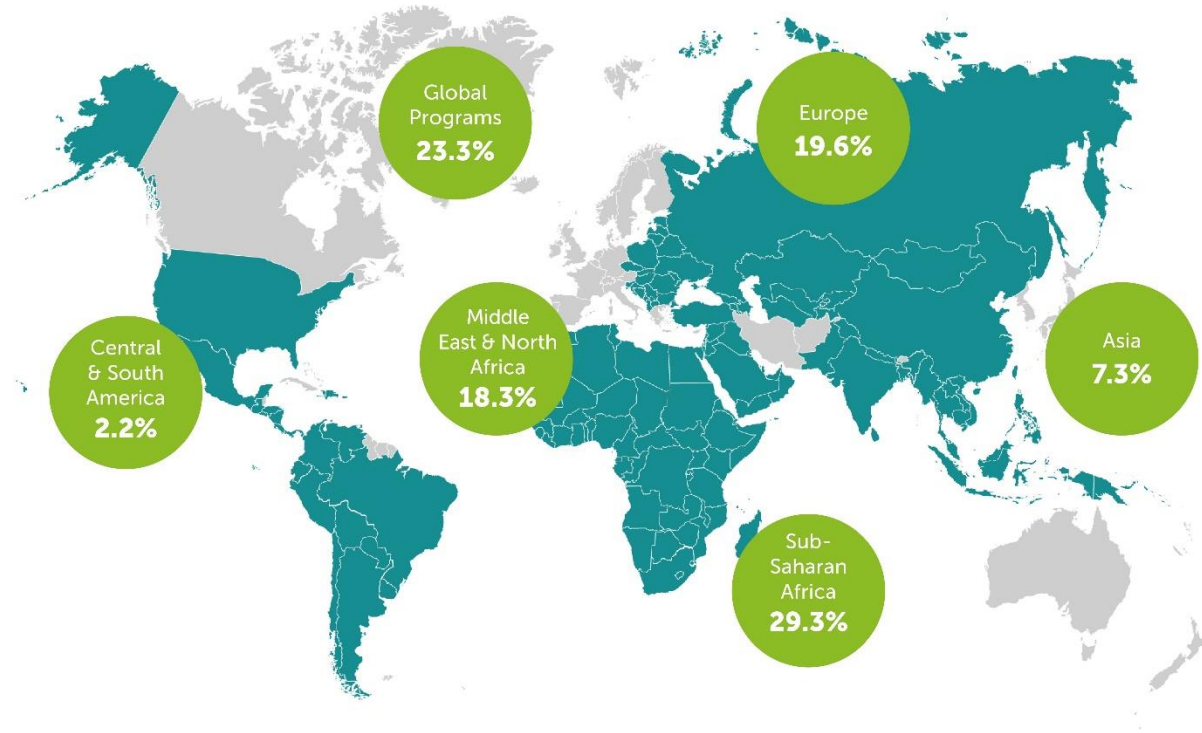
- 1 About IREX
- 2 Global MEL strategy and vision
- 3 Information Management & IREX Global MEL
- 4 Information management system rollout

About IREX

IREX is a global development and education organization that builds more just, prosperous, and inclusive societies around the world.

600 staff worldwide
Partners in 100 countries

(PROGRAM EXPENDITURES BY REGION)



Mission & Areas of Work



Global MEL strategy and vision


The challenge



- Global presence, diverse program areas, range of sizes and funding sources

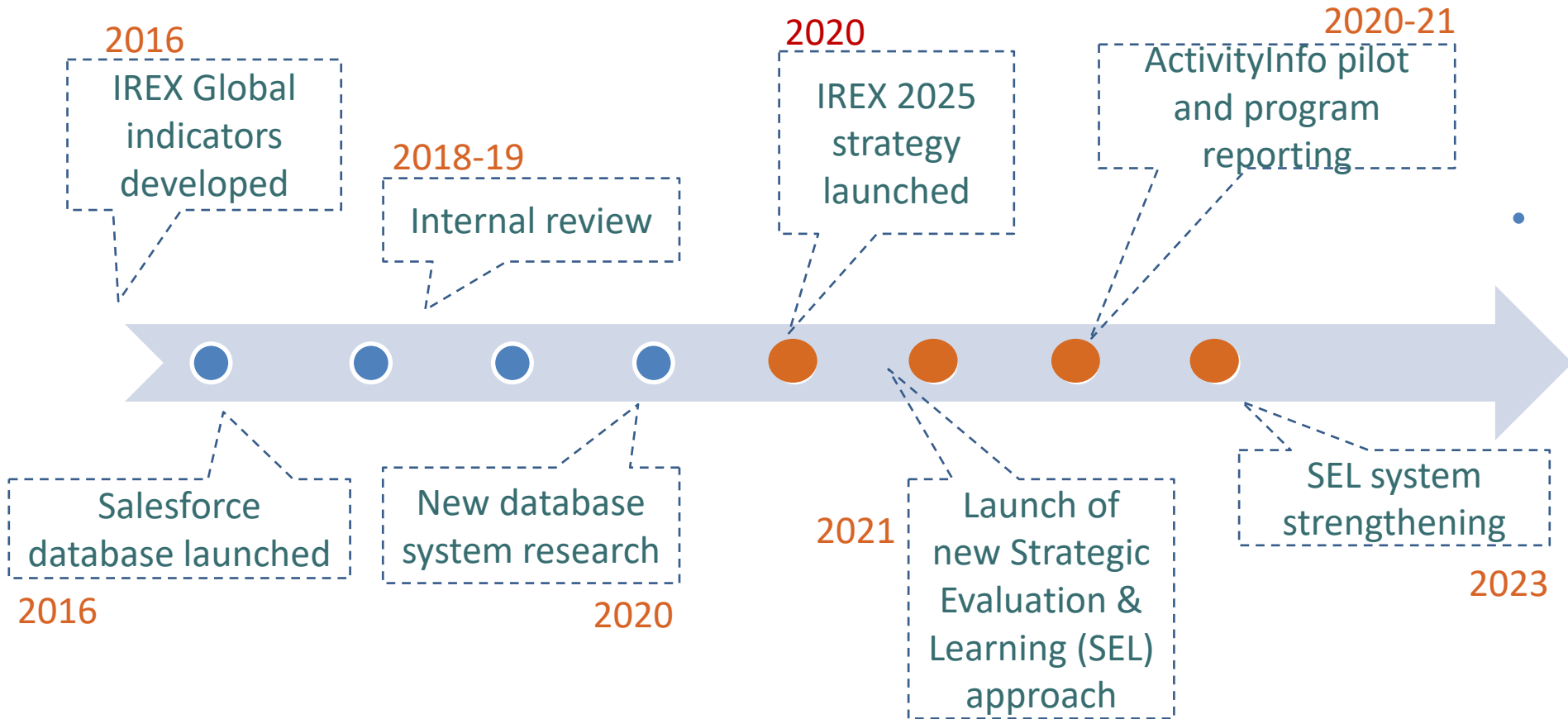


- Diverse data and learning needs across the organization
- Range in MEL capacity and resources at the program level



- No clear one-size-fits-all data management system

From **Global Indicators** to **Strategic Evaluation and Learning (SEL)**



Multi-level approach to SEL (or Global MEL)

Track progress towards Strategy targets

Evaluation studies for 2025 Strategy outcomes

Evaluation & Learning agendas per Practice and Approach area

Program MERL standards, MEL community building, MEL capacity building

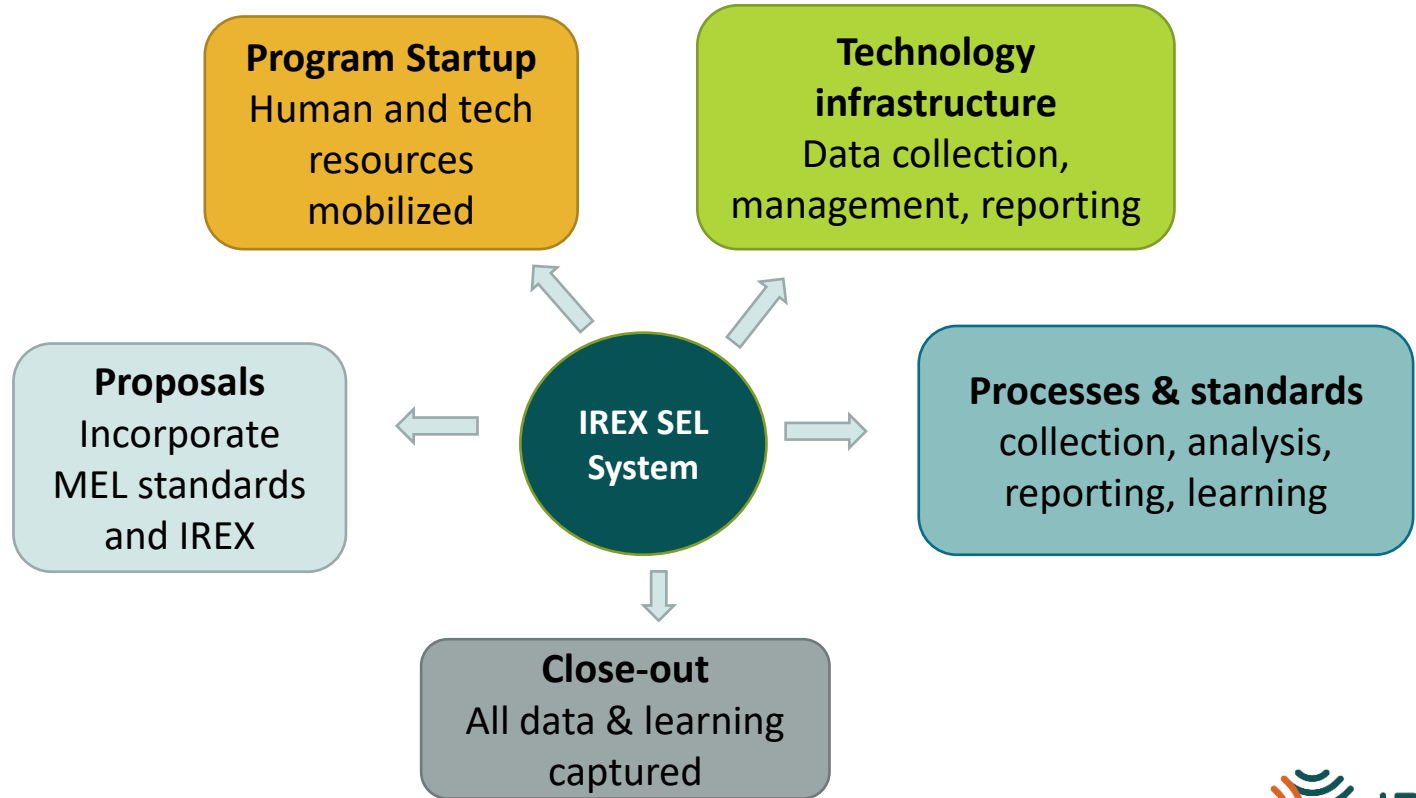
2025 Strategy Outcome targets

IREX Strategy Evaluation Studies

Program practice & Approach area learning

Program MEL

A Whole System Approach is needed



The vision

- ✓ Connect program-level MEL results to global strategy and impact
- ✓ Greater ability to query program data for cross-program learning
- ✓ Cross-program learning about hard-to-measure outcomes
- ✓ Raise quality of MEL across programs with MEL standards, technical assistance
- ✓ Build a culture of learning, and data-informed decision-making

Information Management & IREX Global MEL/SEL

ActivityInfo Pilot

2021 pilot with a small subset of programs and indicator data

2020-2021

- ~10 users active on ActivityInfo
- Small group pilot ActivityInfo forms
- Indicator data from ~30 programs uploaded
- Program indicators coded to IREX 2025 strategy outcomes
- Beta annual report and dashboard

ActivityInfo Scale-up

2022 ActivityInfo rolled out across all IREX programs

2021 – 2022

- 100+ IREX staff with user accounts
- 65 programs with uploaded indicators and indicator results
- 9 programs using ActivityInfo for other MEL data
- New requirements: Standard IREX reach indicators, disaggregation, and tags (L2D, GESI, F-indicator tags)

ActivityInfo Institutionalization

2022-23 ActivityInfo across all IREX programs

+ Program
adoption

+ Data
consolidation

+ Data access
and use

+ Technical
support

+ Data
quality

+ Learning
from data

+ Data consolidation

Consolidate quarterly indicator and quarterly narrative reporting in ActivityInfo

Moving internal quarterly reports in Word to ActivityInfo form

Program Name	Ex: Excellent Development Program	Donor	Ex: USG Office	Fiscal Year	
Practice	Choose an item.	Award Amount	Ex: \$100,000	Quarter	Choose an item.
Start Date	Click or tap to enter a date.	Country	Ex: Albania		
End Date	Click or tap to enter a date.				

Project description:

What is the challenge your program is addressing? Please give local, national and/or global context. Approximately 3 sentences.

Key Indicators: Out of your program's indicators, list the top 3-5 that are most influential in addressing the challenge. Key Indicators can be defined as those we use for measuring progress towards achieving our programs' strategic objective-level outcomes.

Indicator 1	
Indicator 2	
Indicator 3	
Indicator 4	
Indicator 5	

Learning: Did your program learn any valuable lessons this quarter?
Ex: Global food security crisis has dramatically impacted local economies in the communities where your program is operating. As a result, you shifted your programming to address the current realities.

Yes

No

If yes, how have you adapted programming based on these learnings? Please explain how you modified, continued, or discontinued any aspects of your previous implementation plan. Do you require any additional support in resolving these challenges?
Click or tap here to enter text.

Unintended Results: Did program implementation yield any unexpected results (they can be positive, negative, or neutral)?
Ex: Partnering with only two organizations in the region has created comparative disparities between two ethnic groups and thus tension between the areas receiving intervention and those that are not.



Add record

IREX reporting year* REQUIRED

Reporting period* REQUIRED

Your name*
Enter the name of the person completing this report. REQUIRED

Key Indicators
Please list the top 3-5 indicators that are most influential in addressing the challenge. Key Indicators can be defined as those we use for measuring progress towards achieving our programs' strategic objective-level outcomes.

Key Indicator #1

Programs Name

Add or Edit Indicators Program Indicator

Key Indicator #2

Programs Name

Add or Edit Indicators Program Indicator



+ support to programs

Invest in database technical support across the organization

- ✓ ActivityInfo technical support + support packages (onboarding + 'customer success')

ActivityInfo for **Global** MEL Strategy

1. Strategy and implementation lead
2. Data entry support lead: trains and mentors MEL liaisons
3. Practice area MEL liaisons: program specific support and training

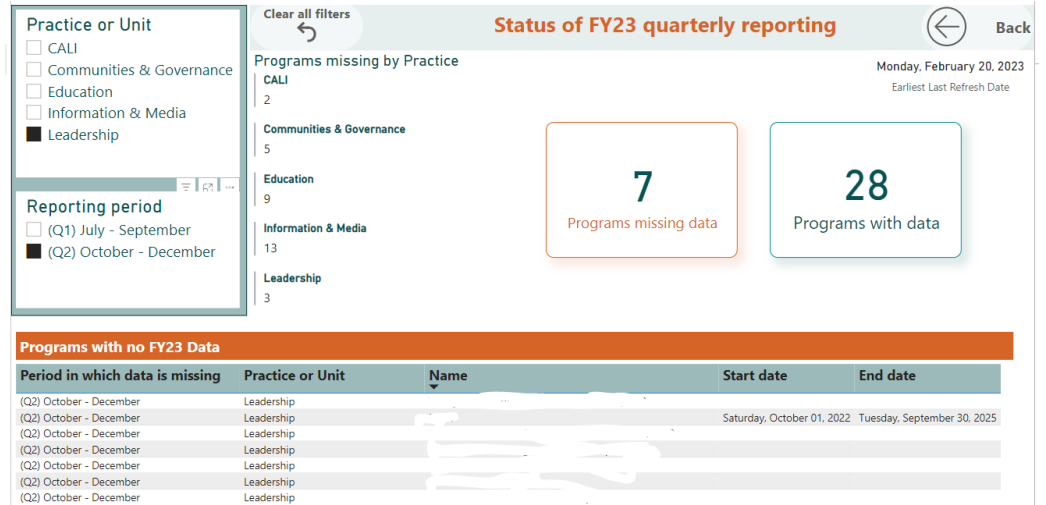
ActivityInfo for **Program** MEL

1. Dedicated "Data and Learning Specialist": helps design program MEL databases and migrate data

+ data quality

Rollout of MEL policies, standards, and guidance with new MEL handbook

- ✓ New MEL Handbook roll-out
- ✓ Data reporting and quality dashboard tracker
- ✓ New Practice MEL liaisons



+ data access and use

✓ Interactive dashboards using PowerBI

✓ New tags for indicators to help quickly filter data

Word search: Program Indicators

Clear all filters

IREX SEL FY23 Database

Monday, February 20, 2023
Earliest Last Refresh Date

← Back

Practice

Communities & Governance

Education

Information & Media

Leadership

Reporting period

(Q1) July - September

(Q2) October - December

Programs

- Ambulantes
- CEE
- Cohesion through Youth-Led Action (IDP)
- Community Solutions
- Comunitatea Mea
- CREDIBLE
- CSM Stand CEA - LAC
- Encouraging Inclusive Public Participation (EIPP)
- Fallujah University
- Global UGRAD-Pakistan
- I&M2
- Iraq HEP
- Iraq VAP
- Learn to Discern - Albania
- Learn to Discern - L2D (FCDO) Ukraine
- Learn to Discern - L2D Serbia

Communities & Governance	12
Education	8
Information & Media	19
Leadership	7

Number of programs with FY23 data

46

Program	Indicator	Value	# or %
Learn to Discern - L2D Serbia	# blended learning participants	122	Count
Learn to Discern - L2D Serbia	# Citizen Trainers from Y1-Y3 cohorts engaged	1	Count
Learn to Discern - L2D Serbia	# game events held by CTs	15	Count
Learn to Discern - Montenegro	# L2D Trainers trained and prepared to deliver L2D training	36	Count
Learn to Discern - L2D Serbia	# new teachers trained	123	Count
CEE	# of Americans that attend an activity or presentation by a CEE Fellow or U.S. Fellow (e.1.0.1c)	1326	Count
Community Solutions	# of applications received.	7892	Count
Youth Reporting Albania Program	# of articles produced by participants	10	Count
Iraq VAP	# of attendees	1168	Count
Community Solutions	# of CCI grant direct beneficiaries.	4104	Count
Encouraging Inclusive Public Participation (EIPP)	# of civil society actors engaged in EIPP-funded activities	45	Count
Navigator	# of CJS actors trained, equipped, and/or supported to overcome current enforcement gaps	41	Count
Community Solutions	# of countries represented in application pool.	95	Count
Youth Reporting Albania Program	# of CSOs completing training in PYD & DEI principles	2	Count

+ data for learning and action

- ✓ Annual 2025 Strategic Plan Report
- ✓ Strategic Plan Outcome evaluation studies
- ✓ Practice and Approach area 'deep dives'
- ✓ Custom program dashboards for indicator tracking

Rollout of ActivityInfo to programs

ActivityInfo integration across the data value chain

Integration of data collection, process, analysis, reporting with ActivityInfo is mixed across IREX

Integration steps for Global MEL (indicators) & Program-specific MEL	Integration with ActivityInfo (low, med, high)	notes
Raw data collection via ActivityInfo forms	Low	Preference for other tools
Entering/importing all indicator data in ActivityInfo	High	Quarterly reporting of indicators in database
Data processing, coding, and analysis of indicator data	Med	Coding in database but analysis with other tools
Reports and dashboards for indicator data	Low	Mostly in PowerBi and Word
Program MEL data in ActivityInfo (beyond indicators)	Low/med	Early adopters + new programs
Data processing, coding, and analysis of program MEL	Low	Early adopters only

Program-level MEL and Activity Info

8 programs are currently using Activity Info for MEL in different ways:

1. Pre- and post-test analysis
2. Tracking and analyzing training participant data
3. MEL indicator data collection and management
 - Data Centralization
 - Data Analytics and Visualization

Onboarding steps for **new programs**

To onboard new programs into ActivityInfo we go over the following steps;

1. ActivityInfo **orientation call**
2. Create a **dummy database**
3. **Database design**
4. **Pilot the tool before data collection.**
5. **Train the team on database management practices**
6. Provide any **additional support** when required.

Onboarding Steps for Existing Programs

To onboard already existing programs into ActivityInfo we go over the following steps;

1. ActivityInfo **orientation call**
2. **Draft the data Migration plan**
3. **Database design**
4. Data **Validation**
5. Train the team on **database management practices**.
6. Hand over the migration plan to the team and provide any **additional support** when required.

Example 1: SIMS II

DATABASES > PRE-POST TEST DEMO

Pre-Post Test Demo

DATABASE OWNER: Jeric Kison | YOUR ROLE: Administrator

[Download for offline use](#) | [Database settings](#)

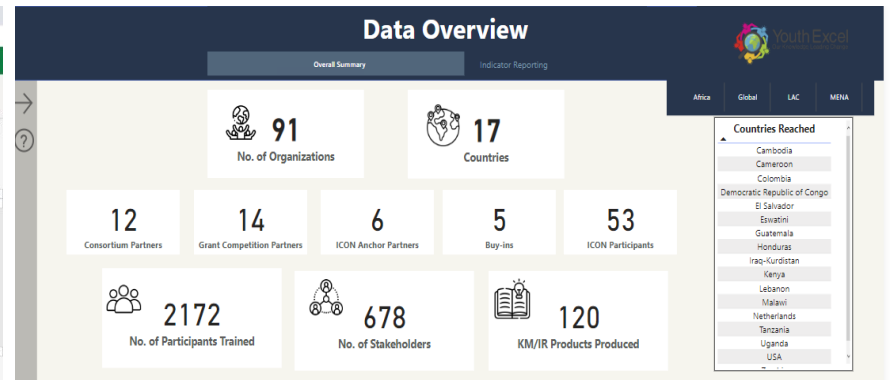
[+ Add form](#) | [+ Add folder](#) | [Import XLSForm ^{Beta}](#) | [Export](#)

- Post-test
- Pre-test
- Test takers

Example 2: Youth Excel

Excel: YE Program Data Migration-Partner Tracker - July2022 - Saved

DATA UPLOAD STATUS						DATA RECORD					
Organization	Reporting quarter	Participants training	KM/IR	Stakeholder Commitment	Output Indicator	Completion Status	Reporting quarter	Participants training	KM/IR	Stakeholder Commitment	Output Indicator
AA	Q2	Done	Done	Done	Done	Complete	Q2	Present	Present	Present	Present
AA	Q3	Done	Done	Done	Done	Complete	Q3	Present	Present	Present	Present
AAT	Q2	Done	Done	Done	Done	Complete	Q2	Present	Present	Present	Present
AAT	Q3	Done	Done	Done	Done	Complete	Q3	Present	Present	Present	Present
APAZ	Q2	Done	Done	Done	Done	Complete	Q2	Present	Present	Present	Present
APAZ	Q3	Done	Done	Done	Done	Complete	Q3	Present	Present	Present	Present
ASUDA	Q1	Done	Done	Done	Done	Complete	Q1	Present	Present	Present	Present
ASUDA	Q2	Done	Done	Done	Done	Complete	Q2	Present	Present	Present	Present
ASUDA	Q3	Done	Done	Done	Done	Complete	Q3	Present	Present	Present	Present
AYM	Q1	Done	Done	Done	Done	Complete	Q1	Present	Present	Present	Present
AYM	Q2	Done	Done	Done	Done	Complete	Q2	Present	Present	Present	Present
AYM	Q3	Done	Done	Done	Done	Complete	Q3	Present	Present	Present	Present
BIM SABL	Q1	Done	Done	Done	Done	Complete	Q1	Present	Present	Present	Present
BIM SABL	Q2	Done	Done	Done	Done	Complete	Q2	Present	Present	Present	Present
BIM SABL	Q3	Done	Done	Done	Done	Complete	Q3	Present	Present	Present	Present



Activityinfo

Search for a database, folder or form...

DATABASES | YOUTH EXCEL

Youth Excel

Created by Charles Gadenet | Role: KSA Administrator

Download for offline use | Database settings

Add form | Add folder | Import XLSForms | Export

- Quarterly Reporting Data
- Reference Data
- Surveys

```

196 Dfmeans<- df1 %>% select(9:15,14:153) ## subset
197
198 Dfmeans<- Dfmeans %>% mutate_at(8:17, round, 2) # Truncate 2 decimal places
199
200 ##If to create new var
201 Dfmeans<- Dfmeans %>% mutate( "IO-3" = ifelse('IO-3 Endline' > 'IO-3 Baseline',1,0),
202                               "OT-4" = ifelse('OT-4 Endline' > 'OT-4 Baseline',1,0),
203                               "IO-1" = ifelse('IO-1 Endline' > 'IO-1 Baseline',1,0),
204                               "OT-5" = ifelse('OT-5 Endline' > 'OT-5 Baseline',1,0),
205                               "IO-2" = ifelse('IO-2 Endline' > 'IO-2 Baseline',1,0))
206
207 summary(Dfmeans)
208
209 # Survey sampling design setup
210 dmultistage_pooledData <- svydesign(ids=~1, strata=~Country,
211                                   weights=~'Survey Weights',
212                                   nest=TRUE, data=Weights_data)
213
214
215 ##Weighting
216
  
```



Challenges and Lessons: organizational change process

Challenge or pain point	Response
Adoption	Involving users in the design process; Allowing for flexibility in database adoption; providing ongoing support to program teams.
Best Practices	
Reference Resources	Preparing training and Webinars; Using ActivityInfos' online resource library.

Challenges, pain points, and responses

Challenge or pain point	Response
Process inefficiencies	Streamline process of adding and managing users; close/archive ended programs; help desk ticketing; automate workflows
Interoperability between ActivityInfo and other IREX tech platforms	Merge data from different sources in PowerBi, standardize fields and practices
Databases within ActivityInfo not connected	R script or other custom fix