

Starting
shortly

Please
wait!

ActivityInfo

for development assistance projects



ActivityInfo

Presentation outline

Overview

- What is ActivityInfo?
- Database design
- Demo
- Choosing ActivityInfo
- Questions

Introduction to ActivityInfo

What is ActivityInfo?

An end-to-end solution for data management

Data collection

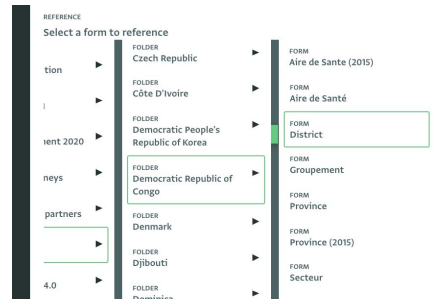
Easily collect the data you need from anywhere

The screenshot shows a data collection form with the following fields:

- Date of reporting:** A date picker with the text "Select a date (YYYY-MM-DD)".
- Province:** A dropdown menu with the text "Select Name".
- Theme of assistance:** A dropdown menu.
- # households participating:** A text input field with the placeholder "Enter a number".

Data management

Organize your information according to your workflow



Data analysis

Generate actionable insights in real-time



Where is ActivityInfo used?

- Deployed in 70+ countries
- NGOs
- Governments
- United Nations: UNHCR, UNICEF



People for development



UNHCR
The UN Refugee Agency



Aga Khan Agency for Habitat



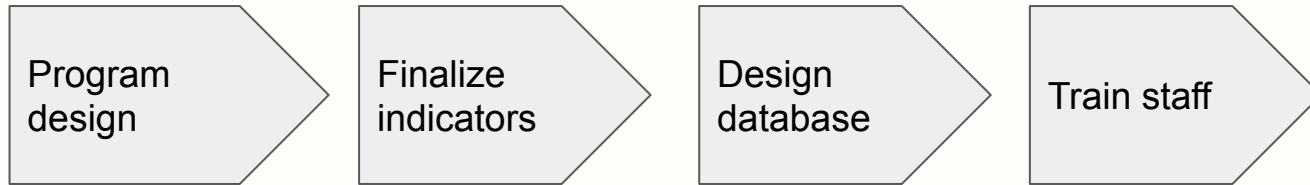
Expanding Opportunities Worldwide



tanager

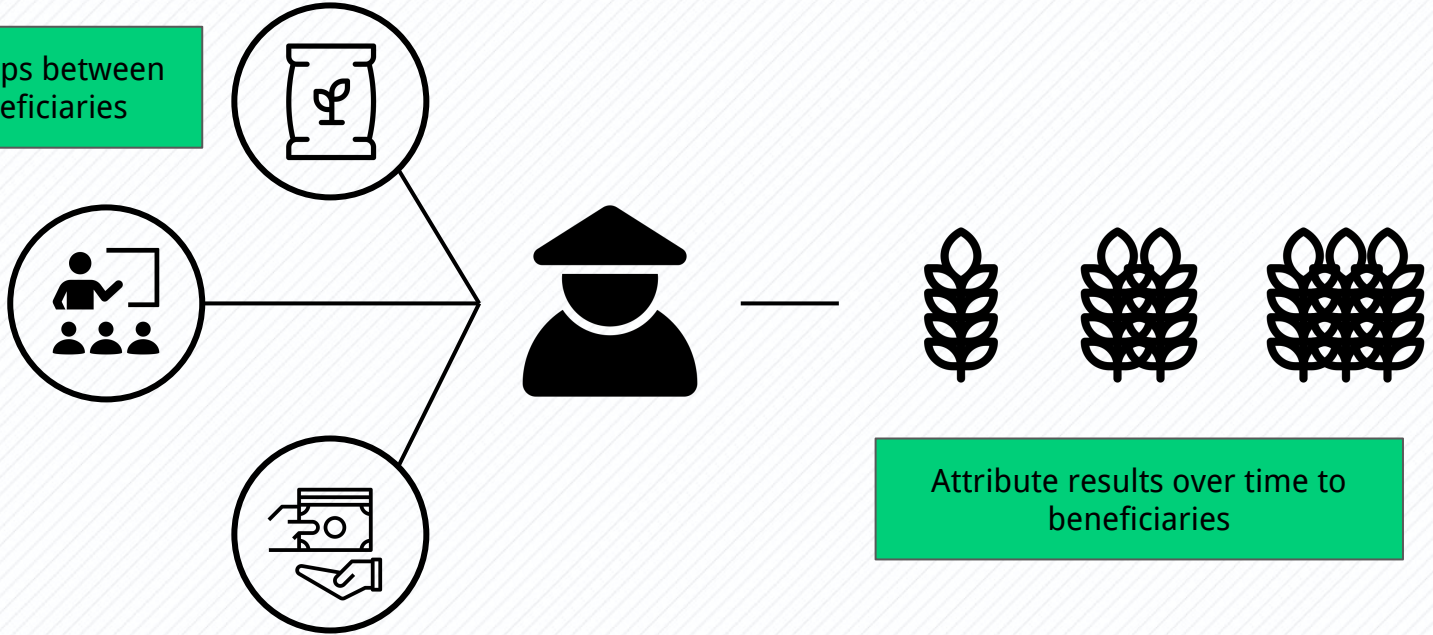
<https://www.activityinfo.org/about/casestudies/index.html>

Where does ActivityInfo fit in?



A relational database helps you build a complete picture of your beneficiaries

Establish relationships between activities and beneficiaries



Database design

Set up forms and reports

Reference forms

- Geography
- Categories
- Macro statistics

Registry forms

- Individuals
- Farms
- Firms
- Loans

Trackers

- Activities
- Training
- Farm visits
- Communication

Surveys

- In depth sample
- Measure outcomes

● LIVE WEBINARS

From Theory of Change to database design for evidence-based decision making

THEORY OF CHANGE

RESULTS FRAMEWORK AND LOGFRAME

INDICATORS

MEASUREMENT METHODS

HOW TO DEVELOP A MEAL PLAN



JOIN NOW



ActivityInfo



ELIZA AVGEROPOULOU

M&E Implementation Specialist
ActivityInfo

Demonstration

Promoting Pennsylvania Maple Syrup (PAMAS)



Key indicators - outputs

- Number of farms enrolled in program
- Number of individuals benefiting from assistance
- Number of individuals accessing agriculture-related financing as a result of project assistance
- Number of government staff including university employees and extension agents, trained on maple syrup production, processing and trade
-

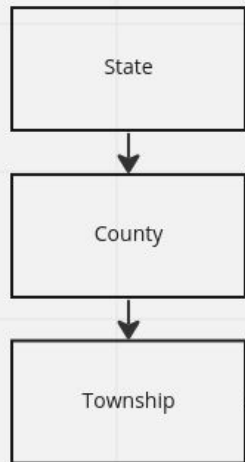
Key indicators - outcomes

- Total yield per farm increases 20% among participants
- Yield per tap increases 10% among participants by end of program

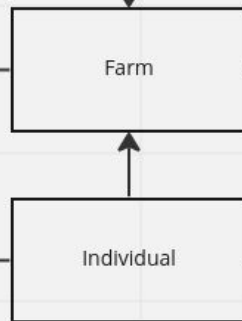
Key indicators - impact

- Pennsylvania total yield grows by 20% compared to 2019 by end of program
- 200 new farms in Pennsylvania start tapping Maple Syrup by end of program

Reference



Registry



Tracker



Survey



Let's look at the actual software!



Choosing ActivityInfo

Onboarding journey

Onboarding Phase
Typical timings

Kick-off
Week 0

Design
Week 1-4

Launch
Week 5-8

Adoption
Week 9-12

Key events

★ Kick-off Meeting

★ Internal Launch

★ Close-out Meeting

Customer tasks

- Define goals
- Approve onboarding plan
- Identify Technical Contact

- Configure your first database
- Configure your first report
- Define user roles

- Migrate data from the previous system
- Present the new database to staff
- Conduct roll-out sessions for staff

- Begin using the new database
- Monitor usage

Support we provide

- Development of tailored onboarding plan

- General orientation on core functionalities
- Working sessions to guide you through the configuration process
- Technical support for complex configurations
- Discovery interviews with key stakeholders
- Access to extensive resource library

- Technical support for complex migrations
- Working sessions to troubleshoot issues
- Tailored training sessions
- Guidance on managing internal roll-outs
- Attendance at internal presentations

- Check-in sessions to address any challenges
- Office Hours for general questions



LIVE WEBINAR

Making Information Management and M&E work at global level:

Insights from ACDI/VOCA and IREX

REGISTER NOW ▶



FEB 22, 2023
16:00 CET



Dr Emmanuel Dormon
Managing Director & Head
for MERL
ACDI/VOCA



Dr Jennifer Himmelstein
Director of Corporate
Analysis, MERL Division
ACDI/VOCA



Robert Sackey
Regional Systems &
Technology Specialist
ACDI/VOCA



Charles Guedenet
Senior Technical Advisor
for MEL
IREX



Sharon Lang'at
Data Management and
Learning Specialist
IREX



Alexander Bertram
Executive Director
ActivityInfo



Questions